



### Activity: Addition Machine

*Representation is an important part of the PreK learning experience. Giving your child word problems to represent with toys or drawings will help your child develop number relationships and learn addition and subtraction facts.*



#### Learning Targets:

- I can add small groups by holding up a group of fingers on one hand and holding up a group of fingers on my other hand and count how many there are all together.
- I can add number to 12 by combining objects in a set and telling how many.

#### Materials Needed:

- 2 paper cups or 1 toilet paper tubes.
- A shoe box or a piece of cardboard and a container.
- Markers
- Tape
- Dice
- A set of 15 objects

#### Directions/Instruction:

1. Create an addition machine using a shoe box and two cups with the bottoms cut out (just like in the picture above).



## Meadow Crest Early Learning Center

2

### Math Activities

Week of June 8<sup>th</sup> – June 12<sup>th</sup>

2. Use a marker to write the plus + and equal = symbol. Explain to your child that the plus symbol means that two or more groups or objects are put together. And that the equal symbol means the total amount you have.
3. Ask your children to roll two dice and then use the machine to work out the answer by putting balls/counters through the cups to add the two numbers together.
4. Then read the simple equation you did. For example, *"two and three together make five"* or *"two plus three equals five"*

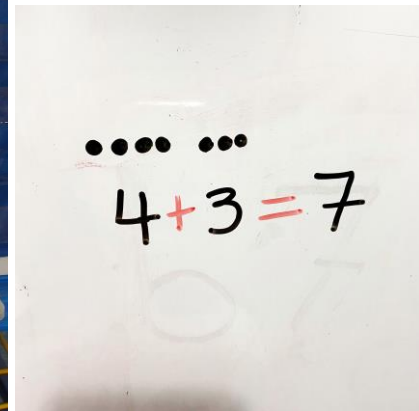

#### Not ready yet:

Let your children roll the dice, say the number out loud and pass the amount of counters to your child to put in the cups. Because there are two dice each set goes through one cup. Take the counters out and make sure the children touch each counter they are counting the total. Or do this activity <https://app.readyrosie.com/en/videos/146>

#### Need a challenge:

- Use number cards to write the equation and the ask your child to read it to you.
- Have your children writing the equation on paper, using numerals or dots to represent the each set of counters.

#### Visuals/Examples:





# Meadow Crest Early Learning Center

## Math Activities

Week of June 8<sup>th</sup> – June 12<sup>th</sup>

3

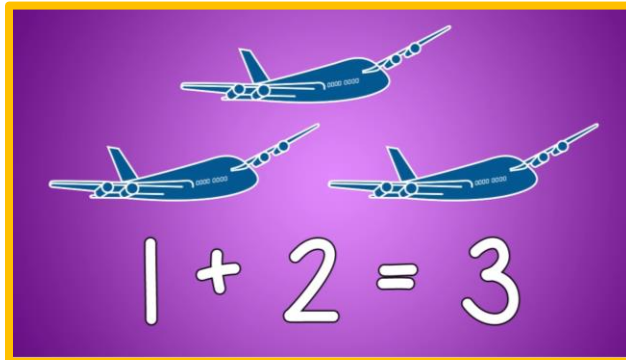
### Ready Rosie & Videos



- One More: <https://app.readyrosie.com/en/videos/204>
- In My Pond, Part 1: <https://app.readyrosie.com/en/videos/146>
- Adding for Preschoolers: <https://youtu.be/zDuHlhbV920>



- Addition Song for Kids by Jack Hartman: <https://youtu.be/UqQ1VkBvuRs>



- Learn Addition up to 10: <https://youtu.be/tVHOBVAFjUw>

